

**Thank you for downloading!**  
**I hope you find this resource helpful.**

## Copyright

- Copying for more than one teacher, school, or district is prohibited.
- This document may not be digitally hosted, distributed, or re-sold.
- You can find more ideas and resources at: <http://www.pre-kpages.com/products/>

## Contact

e-mail: [vlevin@pre-kpages.com](mailto:vlevin@pre-kpages.com) Website: [www.pre-kpages.com](http://www.pre-kpages.com)

## Graphic Credits

Graphics in this document licensed from [Little Red's Schoolhouse](#), [Pink Cat Studio](#), [Lov in Lit](#), [Dancing Crayons Designs](#). Some fonts licensed from [Kimberly Geswein](#)



## Follow

I invite you to follow me on: [Facebook](#), [Twitter](#), and [Pinterest](#).  
Please subscribe to my [blog for free updates](#), teaching tips and freebies.



Name: \_\_\_\_\_


# Dissolving Gingerbread Experiment

The Gingerbread Man before he got wet.

What I predict he will look like wet.

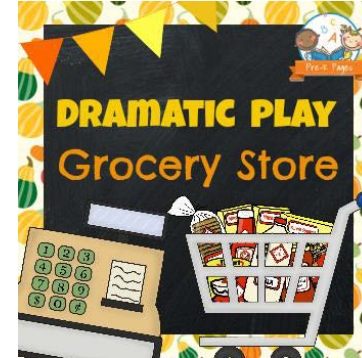
What he actually looked like.

		
--	-------------------------------------------------------------------------------------	--------------------------------------------------------------------------------------



# Additional Resources

If you enjoyed this resource here are some others that might be of interest to you:



Dissolving Gingerbread Experiment by [Vanessa Levin](#) are licensed under a [Creative Commons Attribution 3.0 Unported License](#). Permissions beyond the scope of this license may be available at <http://www.pre-kpages.com/about/terms-of-use/>.