

Thanks for downloading!

Copyright

- This document may not be digitally hosted or re-distributed by others.
- You can find more Valentine ideas and resources [HERE](#).
- Please read my [terms of use](#).

Contact

Vanessa Levin

- e-mail: vlevin@pre-kpages.com
- Website: www.pre-kpages.com

Credits

Graphics in this document licensed from [Krista Wallden](#). Title fonts by [Kimberly Geswein](#).

Follow

I invite you to follow me on: [Facebook](#), [Twitter](#), and [Pinterest](#). Please subscribe to my [blog for free updates](#), teaching tips and freebies.

Visual Discrimination Task Cards

Setting: Small Group



Materials Needed:


- Task cards
- Cardstock
- Small manipulatives like Unifix cubes, heart shaped floral marbles, conversation hearts or bingo chips





Directions:

Print the task cards on cardstock, cut apart and laminate for durability. Students will search for two images on each card that are the same and cover them with a manipulative. For this Valentine version you could use Conversation Hearts or heart shaped erasers.







Resources

If you enjoyed this resource here are some others that might be of interest to you:

[Pre-K Pages Themes in Alphabetical Order](#)

[Pre-K Pages Printable Teacher Resources](#)

[Pre-K Pages Dramatic Play Printables](#)



Heart Visual Discrimination Task Cards by [Vanessa Levin](#) are licensed under a [Creative Commons Attribution 3.0 Unported License](#).

Permissions beyond the scope of this license may be available at <http://www.pre-kpages.com/about/terms-of-use/>.