

Thanks for downloading!

Copyright

- This document may not be digitally hosted or re-distributed by others.
- You can find more winter ideas and resources [HERE](#).
- Please read my [terms of use](#).

Contact

Vanessa Levin

- e-mail: vlevin@pre-kpages.com
- Website: www.pre-kpages.com


Credits

Graphics in this document licensed from [Krista Wallden](#). Title fonts by [Kimberly Geswein](#).

Follow

I invite you to follow me on: [Facebook](#), [Twitter](#), and [Pinterest](#). Please subscribe to my [blog for free updates](#), teaching tips and freebies.

Visual Discrimination Task Cards





Setting: Small Group


Materials Needed:


- Task cards
- Cardstock
- Small manipulatives like Unifix cubes, flat floral marbles, or bingo chips

Directions:

Print the task cards on cardstock, cut apart and laminate for durability. Students will search for two images on each card that are the same and cover them with a manipulative.







Resources

If you enjoyed this resource here are some others that might be of interest to you:

[Pre-K Pages Themes in Alphabetical Order](#)

[Pre-K Pages Printable Teacher Resources](#)

[Pre-K Pages Dramatic Play Printables](#)



Mitten Visual Discrimination Task Cards by [Vanessa Levin](#) are licensed under a [Creative Commons Attribution 3.0 Unported License](#).

Permissions beyond the scope of this license may be available at <http://www.pre-kpages.com/about/terms-of-use/>.