

# Nursery Rhyme Four Corners Game


This game can be played after you have introduced the four featured nursery rhymes (Humpty Dumpty, Hey Diddle Diddle, Little Miss Muffet, and Jack and Jill) to your class and your students are familiar with these particular rhymes.

## Instructions


Print the four cards on the next page and attach one to the wall in each corner of your classroom. Make sure the cards are clearly visible.

Next, print the cards located on page 3 on cardstock and laminate for durability. You will need to have one card per child to play the game so make duplicates if necessary. Cut the cards apart and review them with your class, making sure to ask the children what rhyme each picture is associated with.

Then, give one card to each student in your class. Have the students look at their cards and identify the pictures. Explain to your students how the game is played. When you call out "Four corners!" they will move to the corner with the picture of the rhyme that is associated with their card. For example, if a child has the picture of the moon he or she would move to the corner with the picture of the cat because the moon is from the nursery rhyme Hey Diddle Diddle.



# Four Corners Game




Humpty Dumpty



Jack and Jill



Hey Diddle Diddle



Eensy Weensy Spider





Don't miss the 22<sup>nd</sup> annual Splash! conference for early childhood educators this summer in San Antonio!

<http://www.frogstreet.com/splash>

### Frog Street Press Nursery Rhyme Collection

<p><b>Nursery Rhyme Teacher Guide CD</b> FST0000012 <b>\$19.99</b></p> <p><b>ADD TO CART</b></p>	<p><b>Nursery Rhyme Reproducible CD</b> FST0000016 <b>\$16.99</b></p> <p><b>ADD TO CART</b></p>	<p><b>Nursery Rhyme CD</b> FST0000004 <b>\$14.99</b></p> <p><b>ADD TO CART</b></p>
--	---	--

[Shop for Frog Street Press Nursery Rhyme resources](#)